


Tools




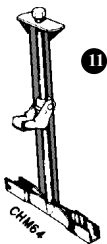
TOOLS

DESCRIPTION

1. EEZIBLEED Ezibleed, one person brake or clutch bleed kit. Includes container to hold new fluid, interchangeable caps and pipe which connects to a tire for pressure. With fitting instructions. This kit fits many cars. Ideal for changing fluid throughout the system, it makes life really easy.
2. MSA1001 Click-adjust is a tool made to simplify the job of adjusting valve clearance. By using the correct size socket on the tool, clearances can be set by turning the click-adjust the amount of turns that correspond to the instructions for the clearance needed.
3. GUNNSON02 Colortune is a glass topped spark plug which allows you to see the color of the combustion in the chamber. Colortune takes the guess work out of the mixture adjustment because different fuel/air mixtures burn with different colors. Kit includes everything you need with instructions and wall chart.
4. MSA1003 CarbBalancer allows both air intakes on twin and twin choke carburetors to be balanced so they flow exactly the same amount of air. This in turn will give you better performance with a smoother engine and better economy.
5. 660510 Brake adjusting spanner with longer handle for improved leverage has 5/16AF and 1/4AF hexagon closed ends. This will adjust the rear brake shoes on all Minis.
6. BLM810 Brake adjusting spanner with longer handle for improved leverage has a 5/16AF open end for adjusting front brake shoes where the closed end for the common sized rear bleed screw.
7. 18G468MS This tool is required for fitting the chrome or black insert in the windscreen rubber or backlight rubber.
8. MSA1004 The valve grinding stick is necessary for lapping in the valves when rebuilding cylinder heads.
9. UNI-SYN The Uni-syn tool is used to accurately balance twin carbs.
10. 00-3683 The SJJ tool kit includes instructions and all the special tools to adjust or maintain the HS2/4.
11. 660220 Valve Spring Compressor for all small cylinder heads.
12. CA40 Box spanner for removing float needle valve.
13. 111-6083 Spanner for adjusting mixture of the HS2/4
14. T20 Vizibleed



Tools



NO. PART NO.

DESCRIPTION

TOOLS

1. 07-035 A universal scissor type ball joint splitter for swivel pins, upper and lower arm ball joints plus track rod ends. The professionals tool.
2. 660330 Suspension rubber cone compressor with two threaded pins, an AF threaded pin for suspension cones made before 1974 and a metric threaded pin for suspension cones after 1976. Take care on early models, where the suspension cone might already have been changed to metric, as it is easy to cross-thread the tool. Only the later metric type cone is available from Rover as a spare part.
3. TOOL07 1.5", 1/2" drive deep socket is specially made for changing swivel pin joints in the Mini and will also fit the flywheel bolt.
4. TOOL04 1.5/16", 1/2" drive AF socket for use on the crankshaft bolt and camshaft nut when changing timing cover oilseal or timing gears, steering wheel and disc brake hub nuts.
5. CE12 Two - part primary gear oil seal tool, (known as clutch seal tool). It includes the sleeve that slides over the primary gear to protect the seal membrane on the gear splines, plus the outer body that pushes the seal home square. This is achieved by using the flywheel bolt in the end and tightening.
6. 07.001 Fly wheel puller that includes bolts for either early AF or metric type late flywheels.
7. 18G1240 Inboard CV (pot joint) splitting tool for removing the constant velocity joint from the gearbox by way of driving it between them as a wedge. Does not remove joint from driveshaft.
8. 660490 General purpose wedge type splitter for ball joints.
9. BLMO24 1.5" AF flat spanner tool for the flywheel bolt to change the clutch.
10. 660260 Rear hub puller for extracting rear hub neatly when changing studs, wheel bearings or oil seal.
11. CHM6 Jack, Standard Mini
12. MPT102 Hydraulic Hose Clamp

